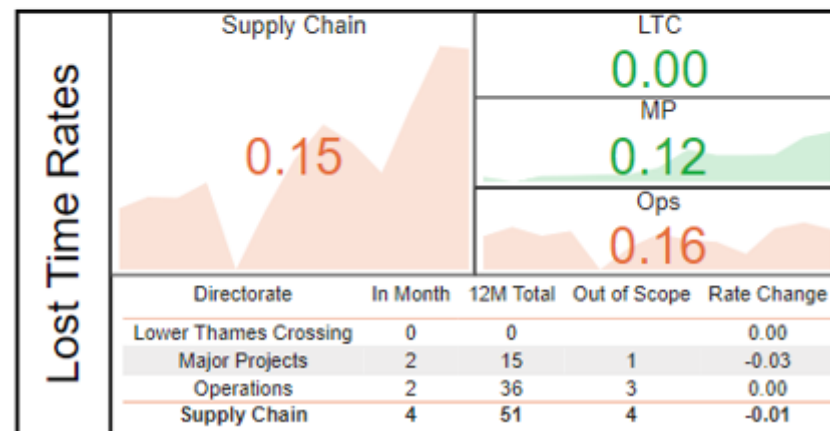
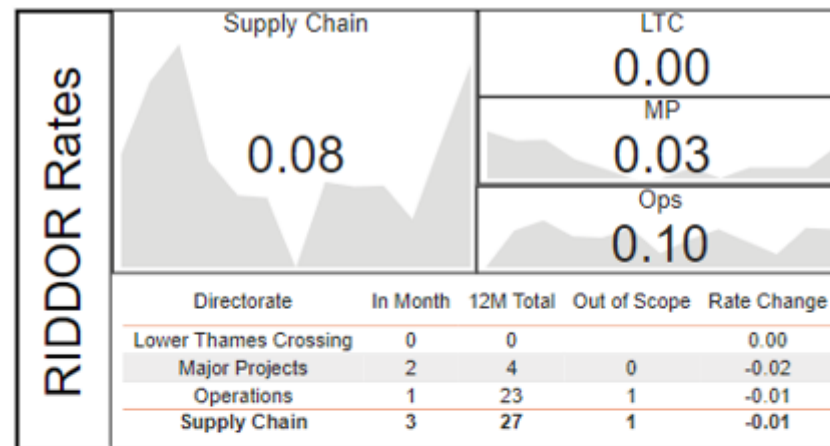


May 2024

Summary Health Safety & Wellbeing Performance Report

Board Sponsor: Simon Blanchflower
Executive Sponsor: Mike Wilson
Authors: Melanie Clarke and Sheena Hague



All data included within this report is up to date as of **2 June 2024**. This performance report is provided to assist the Board and Executive to fulfil their leadership and management responsibilities in respect of health and safety. All incidents within the report have been reviewed by the Health, Safety & Wellbeing Division.

Please note: Incidents move out of scope once the duration of 12 months has passed. For example, if an incident occurs in February, it will remain within the frequency rate until January. The following month it will move out of scope for rate calculations.

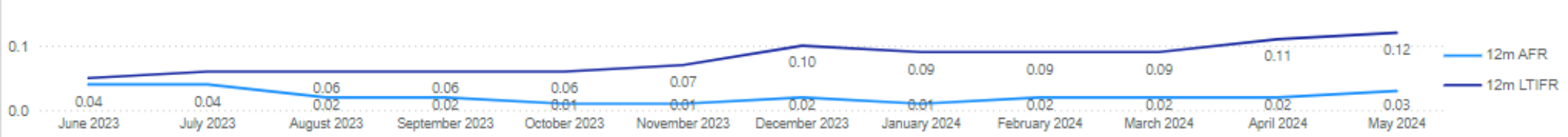
Supply Chain RIDDORs						
Directorate	In Month	Rate	3 Month	Rate	12 Month	AFR
Operations	1	0.05	5	0.09	23	0.10
Major Projects	2	0.18	2	0.06	4	0.03
Lower Thames Crossing	0	0.00	0	0.00	0	0.00
Supply Chain	3	0.10	7	0.08	27	0.08

Supply Chain Lost Time Incidents						
Directorate	In Month	Rate	3 Month	Rate	12 Month	
Operations	2	0.11	10	0.18	36	0.16 !
Major Projects	2	0.18	5	0.16	15	0.12 ✓
Lower Thames Crossing	0	0.00	0	0.00	0	0.00 ✓
Supply Chain	4	0.13	15	0.17	51	0.15 !

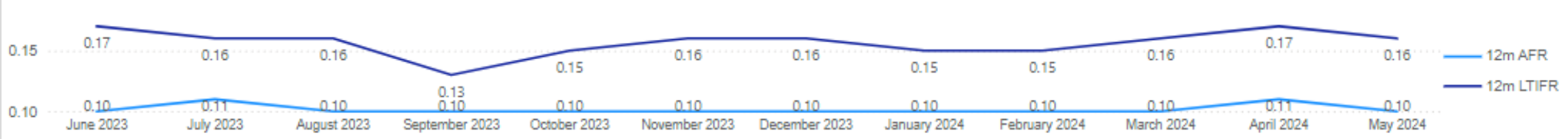
Supply Chain Lost Time Incidents & RIDDORs Rate



Major Projects Lost Time Incidents & RIDDORs Rate



Operations Lost Time Incidents & RIDDORs Rate



Lower Thames Crossing Lost Time Incidents & RIDDORs Rate



Change from last month:

Event record id 152285 Pavements 6&8: RIDDOR Specified injury without any lost days. This has been removed from the Supply Chain LTI rate and the rolling 12-month rate has been recalculated accordingly.

Red	Amber	Green
✘	!	✓
≥0.165	0.13-0.165	≤0.13

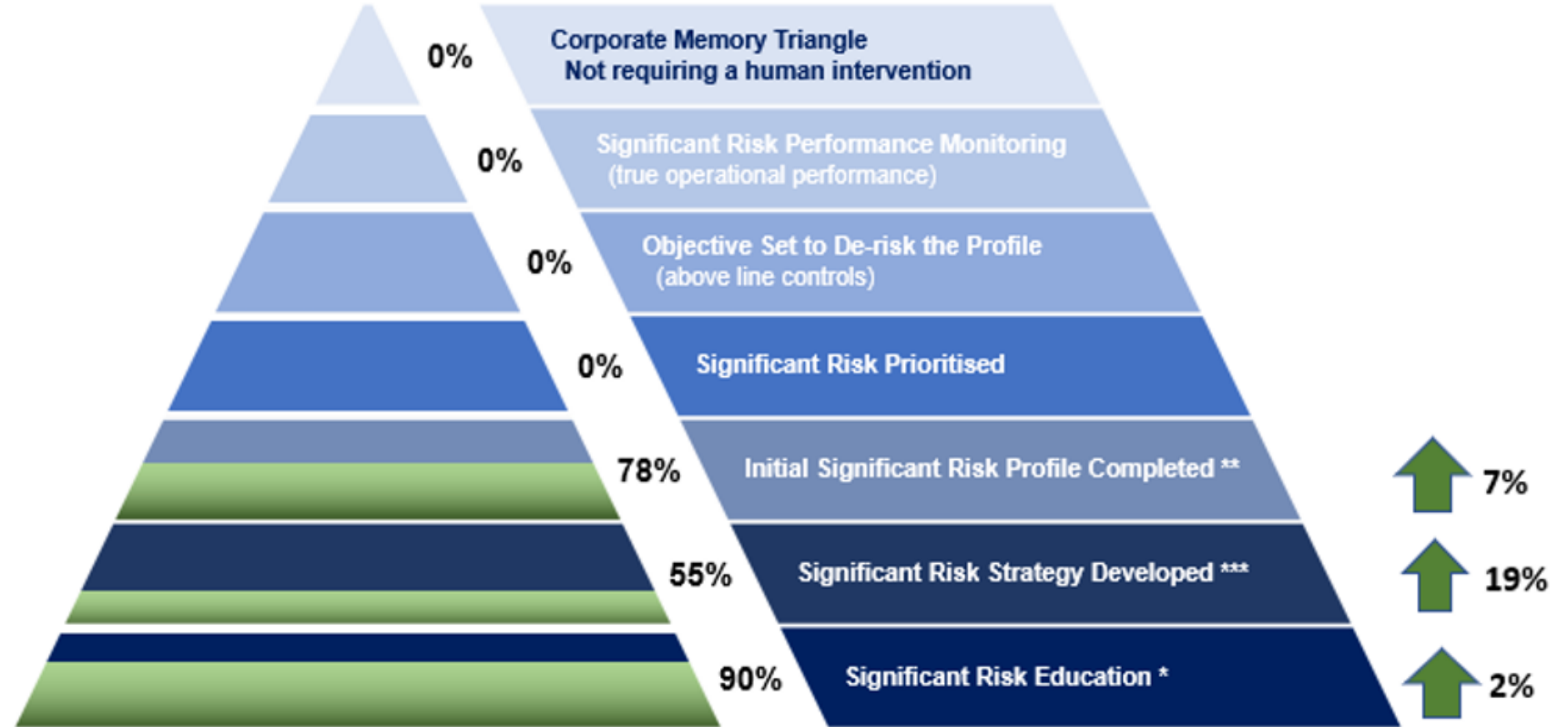


The Supply Chain Safety Leadership Group with our full support, are implementing a Significant Risk approach. This aims to eliminate the significant risks that cause life-changing harm to those working on the strategic road network. Significant risk profiling carried out across the supply chain has identified significant risks of which the top 9 will be focused upon first. This Leading Indicator is the fundamental building block and must be delivered and embedded to ensure success as we move forward with the 9 Significant Risks.

In-month commentary:

Engagement with the supply chain continues, to increase completion and returns of significant risk profiles and strategies.

The performance group are now focusing on the top half of the triangle and assisting the significant risk groups in the building their Leading Indicator Triangles.



* Significant Risk Education CEO/MD Engagement (84 out of 92 suppliers engaged)

** Initial Significant Risk Profile Completed (73 out of 92 suppliers)




*** Significant Risk Strategy Developed (50 out of 92 suppliers)

Supplier Performance: all suppliers who have reported hours and / or events in the past 12 months are shown on the next 4 pages

Supplier	Total Hours	Lost Time Incidents	Lost Time Rate	RIDDORs	AFR	Service Strikes
Kier	3,501,632	2	0.06	2	0.06	3
Costain	3,326,232	5	0.15	0	0.00	9
Balfour Beatty	3,289,433	2	0.06	2	0.06	12
Amey	3,007,828	5	0.17	3	0.10	5
Connect Plus	2,670,204	1	0.04	1	0.04	0
Skanska	1,489,561	4	0.27	2	0.13	5
Ringway Ltd	1,304,254	1	0.08	1	0.08	0
Colas	1,298,463	2	0.15	2	0.15	1
Jacobs	1,015,251	0	0.00	0	0.00	0
Morgan Sindall	1,013,356	2	0.20	0	0.00	1
Chevron	968,051	2	0.21	0	0.00	0
Tarmac	881,788	2	0.23	3	0.34	1
HW Martin Traffic Management	857,860	0	0.00	0	0.00	0
Galliford Try	795,080	1	0.13	0	0.00	5
Telent	693,239	1	0.14	0	0.00	0
Graham Construction	563,999	0	0.00	0	0.00	5
Keltbray (formerly NMCN)	546,965	0	0.00	0	0.00	4
John Sisk	499,514	0	0.00	0	0.00	1
Autolink Concessionaires (A19) Ltd	463,164	2	0.43	1	0.22	0
WSP	405,019	0	0.00	0	0.00	0
Egis	363,575	6	1.65	2	0.55	1
Volker Laser Ltd	345,154	1	0.29	1	0.29	0
Carnell Support Services Ltd	323,818	0	0.00	0	0.00	1
Atkins	319,204	0	0.00	0	0.00	0
Concrete Repairs Ltd	310,287	2	0.64	2	0.64	0
Octavius Infrastructure	288,717	0	0.00	0	0.00	0
Premier Traffic Management	267,961	1	0.37	0	0.00	0
CHC Highways	230,383	1	0.43	2	0.87	0
Volker Fitzpatrick	223,349	1	0.45	0	0.00	0
Taylor Woodrow	184,754	0	0.00	0	0.00	1
Winvic	182,036	0	0.00	0	0.00	1

Targets

Lost Time Incidents

Red 	Amber 	Green 
≥0.165	0.13-0.165	≤ 0.13

Change from last month:

Event record id 152285 Pavements 6&8: RIDDOR Specified injury without any lost days. This has been removed from the Supply Chain LTI rate and the rolling 12-month rate has been recalculated accordingly.




(Continues on next pages)

Supplier Performance: all suppliers who have reported hours and / or events in the past 12 months are shown here

Supplier	Total Hours	Lost Time Incidents	Lost Time Rate	RIDDORs	AFR	Service Strikes
Hanson	179,565	1	0.56	0	0.00	0
Aggregate Industries	176,705	0	0.00	0	0.00	1
J McCann	147,354	0	0.00	0	0.00	0
M J Church	135,838	0	0.00	0	0.00	4
AE Yates	133,427	0	0.00	0	0.00	1
Eurovia UK	126,006	0	0.00	0	0.00	0
Arcadis	124,429	0	0.00	0	0.00	0
Road Management Services	111,377	0	0.00	0	0.00	1
Joe Roocroft & Sons Ltd	109,484	0	0.00	0	0.00	0
Carter Jonas	104,128	0	0.00	0	0.00	0
AMCO Giffen	97,746	0	0.00	0	0.00	0
FM Conway	93,337	0	0.00	0	0.00	0
* Crown Highways	87,235	0	0.00	0	0.00	1
WJ South	85,111	0	0.00	0	0.00	0
Aecom	82,049	0	0.00	0	0.00	1
RSK Environment Ltd	79,346	1	1.26	0	0.00	1
FMG	73,765	0	0.00	0	0.00	0
Sopra Steria Ltd	69,671	0	0.00	0	0.00	0
Road Link A69 Ltd	61,080	0	0.00	0	0.00	0
Milestone Infrastructure	58,845	0	0.00	0	0.00	0
Tilbury Douglas	57,327	1	1.74	0	0.00	0
COWI	56,077	0	0.00	0	0.00	0
Turner & Townsend International	55,179	0	0.00	0	0.00	0
Mway Comms	44,817	0	0.00	0	0.00	1
Fluor	44,100	0	0.00	0	0.00	0
Forest Support Services	41,784	0	0.00	0	0.00	0
WJ North Limited	38,300	0	0.00	0	0.00	0
Ground Control	37,946	0	0.00	0	0.00	0
Green Valley Arborists	34,665	0	0.00	0	0.00	0
Multipave NW Ltd	34,633	0	0.00	0	0.00	0

Targets

Lost Time Incidents

Red 	Amber 	Green 
≥0.165	0.13-0.165	≤ 0.13




* Record id 152207 Area 12: investigation has not yet been completed and so the event has not been assigned to a supplier, although this is expected to be Amey.

Supplier Performance: all suppliers who have reported hours and / or events in the past 12 months are shown here

Supplier	Total Hours	Lost Time Incidents	Lost Time Rate	RIDDORS	AFR	Service Strikes
Metrail Construction Ltd	34,216	0	0.00	0	0.00	0
Balvac	34,065	0	0.00	0	0.00	0
Sir Robert McAlpine	33,304	0	0.00	0	0.00	1
Premier Road Markings Limited	32,295	0	0.00	0	0.00	0
Mott MacDonald	32,084	0	0.00	0	0.00	0
Associated Asphalt Contracting Limited	30,246	0	0.00	0	0.00	0
AC Landscapes & Treeworks UK Ltd	29,855	0	0.00	0	0.00	0
Littlewood Fencing	28,316	1	3.53	0	0.00	0
Up and Under Group	27,922	0	0.00	0	0.00	0
Crown Plus	27,490	0	0.00	0	0.00	0
Wilson and Scott	26,511	0	0.00	0	0.00	0
Tetra Tech	24,638	0	0.00	0	0.00	0
Wessex Archaeology	24,529	0	0.00	0	0.00	0
DSD Construction Ltd	24,181	0	0.00	0	0.00	0
40Seven Ltd	24,062	1	4.16	1	4.16	0
Chevron Green / Acones	24,039	0	0.00	0	0.00	0
Route One Infrastructure	20,936	0	0.00	0	0.00	0
Inertia Consulting	20,329	0	0.00	0	0.00	0
Redflex	20,322	0	0.00	0	0.00	0
Freyssinet	19,794	0	0.00	0	0.00	0
Hailsham Roadways Construction Co Ltd	19,691	0	0.00	0	0.00	2
Tripod Crest Ltd	19,111	0	0.00	0	0.00	1
DDC Engineering Solutions	17,845	0	0.00	0	0.00	0
Actica	17,691	0	0.00	0	0.00	0
Jointline Limited	17,306	0	0.00	0	0.00	0
Mason Street Furniture LTD (MSF Ltd)	17,241	0	0.00	0	0.00	0
P J Chaffin Ltd	15,930	0	0.00	0	0.00	0
Evander	14,952	0	0.00	0	0.00	0
XEIAD	14,881	1	6.72	1	6.72	1
Farrans	14,152	0	0.00	0	0.00	0
Stroma	13,740	0	0.00	0	0.00	0
ATM (Ainsty Timber Marketing Ltd)	9,751	0	0.00	0	0.00	0

Targets

Lost Time Incidents

Red 	Amber 	Green 
≥0.165	0.13-0.165	≤ 0.13




(Continues on next pages)

Supplier Performance: all suppliers who have reported hours and / or events in the past 12 months are shown here

Supplier	Total Hours	Lost Time Incidents	Lost Time Rate	RIDDORs	AFR	Service Strikes
Perfect Circle	9,591	0	0.00	0	0.00	0
Enerveo	8,116	0	0.00	0	0.00	0
Arup	8,007	0	0.00	0	0.00	0
HW Martin Safety Fencing Ltd	6,998	0	0.00	0	0.00	0
VVB	5,316	0	0.00	0	0.00	0
Malcolm Hughes	5,136	0	0.00	0	0.00	0
SWECO	4,345	0	0.00	0	0.00	0
PTS Ltd	3,486	0	0.00	0	0.00	0
Bouygues	3,256	0	0.00	0	0.00	0
BAM Nuttall	3,044	0	0.00	0	0.00	0
Universal Sealants	2,960	1	33.78	1	33.78	0
Strata Geotechnics	2,778	0	0.00	0	0.00	0
TRL	2,764	0	0.00	0	0.00	0
Murphy Geospatial	2,176	0	0.00	0	0.00	0
Pell Frischmann	1,946	0	0.00	0	0.00	0
J Murphy and Sons Limited	1,736	0	0.00	0	0.00	0
Dyer and Butler	1,548	0	0.00	0	0.00	0
Bridge Care	1,360	0	0.00	0	0.00	0
Breedon Bow Highways	870	0	0.00	0	0.00	0
High Court Enforcement Group	760	0	0.00	0	0.00	0
R W Civil Engineering	376	0	0.00	0	0.00	0
Capita	355	0	0.00	0	0.00	0
Toppesfield	73	0	0.00	0	0.00	0
eLocker	5	0	0.00	0	0.00	0
RPS Group	0	0		0	NaN	0
Total	35,102,381	51	0.15	27	0.08	72

Targets




Lost Time Incidents

Red 	Amber 	Green 
≥0.165	0.13-0.165	≤ 0.13

Programme	Total Hours	Lost Time Incidents	Lost Time Rate	RIDDORs	AFR	Service Strikes
RIP	9,231,600	7	0.08	1	0.01	40
South West	2,227,838	3	0.13	0	0.00	9
South East	1,916,063	0	0.00	0	0.00	13
Yorkshire & North East	1,673,051	3	0.18	1	0.06	11
North West	1,649,736	1	0.06	0	0.00	3
Midlands	1,204,257	0	0.00	0	0.00	4
East	580,855	0	0.00	0	0.00	0
SMP	2,504,680	4	0.16	1	0.04	2
North West	674,286	1	0.15	0	0.00	0
Midlands	638,172	2	0.31	0	0.00	1
Yorkshire & North East	398,774	0	0.00	0	0.00	0
South East	353,008	1	0.28	1	0.28	0
East	223,023	0	0.00	0	0.00	1
National	119,704	0	0.00	0	0.00	0
South West	97,713	0	0.00	0	0.00	0
CIP	722,381	4	0.55	2	0.28	2
East	645,114	4	0.62	2	0.31	2
South West	68,098	0	0.00	0	0.00	0
South East	4,656	0	0.00	0	0.00	0
Yorkshire & North East	4,513	0	0.00	0	0.00	0
Midlands		0		0	NaN	0
Total	12,458,661	15	0.12	4	0.03	44

Targets

Lost Time Incidents




Red 	Amber 	Green 
≥0.165	0.13-0.165	≤ 0.13

Rows with no data/rates means the site/projects have not loaded any incident data in HART within the past 12 months.

Region	Total Hours	Lost Time Incidents	Lost Time Rate	RIDDORs	AFR	Service Strikes
East	3,221,172	8	0.25	4	0.12	2
Area 6 & 8	1,279,054	1	0.08	0	0.00	1
AD - M&R - Eight	793,865	1		1	0.13	0
DBFO - M40 J1-15 Denham to Warwick (area 30)	363,575	6	1.65	2	0.55	1
AD - Design - Eight	299,175	0	0.00	0	0.00	0
Pavements - Six & Eight	262,998	0	0.00	1	0.38	0
AD - Construction - Eight	165,284	0	0.00	0	0.00	0
DBFO - A1(M) Alconbury to Peterborough	50,937	0	0.00	0	0.00	0
TST - TST(I) - Eight	6,284	0	0.00	0	0.00	0
A1 Biggleswade - Black Cat Resurfacing		0		0	NaN	0
A14/M11 (A14 J26-34/M11 J11-13/A428 maintenance)		0		0	NaN	0
AD - OD-CDF - Eight		0		0	NaN	0
ASC & PAD - Eight		0		0	NaN	0
CPMS M0025 Operations East 20/21 H&S Close Out		0		0	NaN	0
M40 J12 Improvements		0		0	NaN	0
OD-CDF - OD-CDF - Eight		0		0	NaN	0
RTMC - EAST		0		0	NaN	0
TST - TST(N) - Eight		0		0	NaN	0
Total	3,221,172	8	0.25	4	0.12	2

Targets




Lost Time Incidents

Red 	Amber 	Green 
≥0.165	0.13-0.165	≤ 0.13

Region	Total Hours	Lost Time Incidents	Lost Time Rate	RIDDORs	AFR	Service Strikes
South East	5,687,045	4	0.07	2	0.04	9
DBFO - M25 (Area 5)	2,670,204	1	0.04	1	0.04	0
Area 3	1,338,116	0	0.00	0	0.00	2
Area 4	1,164,009	2	0.17	1	0.09	5
M20 Quick Moveable Barrier Project	182,495	0	0.00	0	0.00	0
Pavements - Four	132,032	1	0.76	0	0.00	2
Pavements - Three	64,235	0	0.00	0	0.00	0
ASC & PAD - Four	53,845	0	0.00	0	0.00	0
AD - M&R - Four	34,608	0	0.00	0	0.00	0
RTMC - M25 Regional Technology Contract	21,837	0	0.00	0	0.00	0
TST - TST(N) - Four	18,838	0	0.00	0	0.00	0
AD - Design - Four	5,633	0	0.00	0	0.00	0
TST - TST(I) - Four	1,193	0	0.00	0	0.00	0
A11 Fiveways - Thetford Improvement		0		0	NaN	0
A138 Chelmer Viaduct Replacement		0		0	NaN	0
A2 Guston Lighting Renewal Scheme		0		0	NaN	0
A21 Barnetts Wood Footbridge		0		0	NaN	0
A23 Handcross to Warninglid Widening		0		0	NaN	0
A27 Worthing Lighting Phase 1		0		0	NaN	0
A34 M40 J9 Wendlebury Phase 2		0		0	NaN	0
AD - Construction - Four		0		0	NaN	0
AD - OD-CDF - Four		0		0	NaN	0
ASC & PAD - Three		0		0	NaN	0
DBFO - A249 Stockbury (M2) to Sheerness DBFO (Area 34)		0		0	NaN	0
M3 J4a-5 Bespoke Deck Joints		0		0	NaN	0
M3 J6 Black Dam Improvement		0		0	NaN	0
OD-CDF - OD-CDF - Four		0		0	NaN	0
RTMC - SOUTH EAST		0		0	NaN	0
Total	5,687,045	4	0.07	2	0.04	9

Targets

Lost Time Incidents




Red 	Amber 	Green 
≥0.165	0.13-0.165	≤ 0.13

Rows with no data/rates means the site/projects have not loaded any incident data in HART within the past 12 months.

Region	Total Hours	Lost Time Incidents	Lost Time Rate	RIDDORs	AFR	Service Strikes
Midlands	4,046,201	5	0.12	4	0.10	5
Area 9	2,165,390	2	0.09	2	0.09	1
Area 7	1,000,683	2	0.20	1	0.10	0
AD - M&R - Seven	663,777	1	0.15	1	0.15	4
DBFO - A50 / A564 Stoke to Derby	91,607	0	0.00	0	0.00	0
Pavements - Nine	55,988	0	0.00	0	0.00	0
Pavements - Seven	41,094	0	0.00	0	0.00	0
TST - TST(N) - Seven	16,578	0	0.00	0	0.00	0
AD - Construction - Seven	8,007	0	0.00	0	0.00	0
AD - Design - Seven	3,077	0	0.00	0	0.00	0
A38 Derby Junctions		0		0	NaN	0
A38 Drumbridges		0		0	NaN	0
A38 Merafield Road Overbridge		0		0	NaN	0
A38 Pavement Schemes 2015		0		0	NaN	0
A45 Rushden Lakes S278 works		0		0	NaN	0
A45 Wellingborough VRS Renewal Scheme		0		0	NaN	0
A5/Dodwells/Longshoot PP Improvement		0		0	NaN	0
AD - Specialist - Seven		0		0	NaN	0
ASC & PAD - Nine		0		0	NaN	0
M1 Junction 10 to 13 Widening		0		0	NaN	0
M5 Bromford Viaduct & M6 Witton Viaduct		0		0	NaN	0
M5 Western Arm		0		0	NaN	0
M54 J3 to 5 Resurfacing Scheme		0		0	NaN	0
M6 Toll		0		0	NaN	0
Oldbury		0		0	NaN	0
RTMC - MIDLANDS		0		0	NaN	0
TST - TST(I) - Seven		0		0	NaN	0
Total	4,046,201	5	0.12	4	0.10	5

Targets

Lost Time Incidents




Red 	Amber 	Green 
≥0.165	0.13-0.165	≤ 0.13

Rows with no data/rates means the site/projects have not loaded any incident data in HART within the past 12 months.

Region	Total Hours	Lost Time Incidents	Lost Time Rate	RIDDORs	AFR	Service Strikes
North West	2,772,346	7	0.25	6	0.22	4
Area 10	852,239	2	0.23	2	0.23	1
Area 13	665,642	0	0.00	0	0.00	1
AD - M&R - Ten	566,076	3	0.53	2	0.35	0
AD - M&R - Thirteen	491,747	2	0.41	2	0.41	0
Pavements - Ten	107,994	0	0.00	0	0.00	0
AD - Construction - Ten	40,991	0	0.00	0	0.00	0
Pavements - Thirteen	34,939	0	0.00	0	0.00	1
TST - TST(N) - Ten	9,524	0	0.00	0	0.00	0
TST - TST(I) - Ten	1,818	0	0.00	0	0.00	0
AD - Construction - Thirteen	1,576	0	0.00	0	0.00	1
A585 Bourne Way		0		0	NaN	0
A61 Westwood roundabout		0		0	NaN	0
A66 Scotch Corner to Bowes		0		0	NaN	0
AD - Design - Ten		0		0	NaN	0
AD - Design - Thirteen		0		0	NaN	0
ASC & PAD - Ten		0		0	NaN	0
M6 J32 Widening		0		0	NaN	0
M6 J33 VMS & CCTV		0		0	NaN	0
RTMC - NORTH WEST		0		0	NaN	0
Total	2,772,346	7	0.25	6	0.22	4

Targets

Lost Time Incidents




Red 	Amber 	Green 
≥0.165	0.13-0.165	≤ 0.13

Rows with no data/rates means the site/projects have not loaded any incident data in HART within the past 12 months.

Region	Total Hours	Lost Time Incidents	Lost Time Rate	RIDDORs	AFR	Service Strikes
Yorkshire & North East	3,259,696	7	0.21	6	0.18	3
Area 12	858,451	1	0.12	1	0.12	1
AD - M&R - Twelve	714,087	0	0.00	0	0.00	0
Area 14	488,873	3	0.62	2	0.41	2
DBFO - A168 / A19 Dishforth to Tyne Tunnel	483,184	2	0.43	1	0.22	0
AD - M&R - Fourteen	230,383	1	0.43	2	0.87	0
DBFO - A1 Darrington to Dishforth	95,381	0	0.00	0	0.00	0
DBFO - M1 - A1 Link Road	79,883	0	0.00	0	0.00	0
DBFO - M1/A1 CSB Scheme 3 (M1 junction 45 to A1(M) Junction 44)	75,822	0	0.00	0	0.00	0
Pavements - Twelve	69,972	0	0.00	0	0.00	0
DBFO - M62 J28 - J29 & M1 J42 - M621 J7 Concrete Barrier Scheme	65,847	0	0.00	0	0.00	0
DBFO - A69 Carlisle to Newcastle	61,080	0	0.00	0	0.00	0
Pavements - Fourteen	58,729	0	0.00	0	0.00	0
TST - TST(N) - Twelve	2,292	0	0.00	0	0.00	0
TST - TST(I) - Twelve	1,090	0	0.00	0	0.00	0
AD - Construction - Fourteen	682	0	0.00	0	0.00	0
A19 / A174 Parkway		0		0	NaN	0
A19 / A689 Wolviston		0		0	NaN	0
AD - Construction - Twelve		0		0	NaN	0
AD - Design - Fourteen		0		0	NaN	0
AD - Design - Twelve		0		0	NaN	0
ASC & PAD - Twelve		0		0	NaN	0
M18 J2-3 NB Improvement		0		0	NaN	0
M18 J5 pinch point		0		0	NaN	0
M606 M621 M62 2015/16		0		0	NaN	0
M62 J28 Chainbar		0		0	NaN	0
Newport (Hull) Maintenance Compound Construction		0		0	NaN	0
RTMC - NORTH EAST		0		0	NaN	0
RTMC - YORKSHIRE & NORTH EAST		0		0	NaN	0
Total	3,259,696	7	0.21	6	0.18	3

Targets

Lost Time Incidents




Red 	Amber 	Green 
≥0.165	0.13-0.165	≤ 0.13

Rows with no data/rates means the site/projects have not loaded any incident data in HART within the past 12 months.

Region	Total Hours	Lost Time Incidents	Lost Time Rate	RIDDORs	AFR	Service Strikes
South West	1,797,198	3	0.17	1	0.06	5
Area 1 & 2	808,207	2	0.25	0	0.00	1
AD - M&R - One	510,389	0	0.00	0	0.00	0
AD - SBIM - One	227,873	0	0.00	0	0.00	0
Pavements - One & Two	95,270	0	0.00	0	0.00	1
DBFO - A30 / A35 Exeter to Bere Regis	69,524	0	0.00	0	0.00	0
DBFO - A419 / A417 Swindon to Gloucester	60,966	0	0.00	0	0.00	1
TST - TST(N) - One	19,838	1	5.04	1	5.04	1
TST - TST(I) - One	4,342	0	0.00	0	0.00	1
AD - Construction - One	789	0	0.00	0	0.00	0
A30 Innis Down Drainage Scheme		0		0	NaN	0
AD - Design - One		0		0	NaN	0
M5 J24-J25 Driver Information and Queue Protection		0		0	NaN	0
M5 J25-J28 Weather Station		0		0	NaN	0
RTMC - SOUTH WEST		0		0	NaN	0
Severn Bridge		0		0	NaN	0
Severn Bridge Maintenance Unit		0		0	NaN	0
Splatford to Wobbly Wheel		0		0	NaN	0
Total	1,797,198	3	0.17	1	0.06	5

Targets



Lost Time Incidents

Red 	Amber 	Green 
≥ 0.165	0.13-0.165	≤ 0.13

Rows with no data/rates means the site/projects have not loaded any incident data in HART within the past 12 months.

Region	Total Hours	Lost Time Incidents	Lost Time Rate	RIDDORs	AFR	Service Strikes
National	1,213,084	2	0.16	0	0.00	0
National Roads Telecommunications Services	603,637	1	0.17	0	0.00	0
National Highways TFM	308,913	1	0.32	0	0.00	0
Estates and Property Services	104,128	0	0.00	0	0.00	0
NGVR National - Next Generation Vehicle Recovery	73,785	0	0.00	0	0.00	0
National Traffic Information Service	69,671	0	0.00	0	0.00	0
Redflex Speed Cameras	20,322	0	0.00	0	0.00	0
National Expert Control Room Tech Support -NECoRTS2	17,691	0	0.00	0	0.00	0
HE Noise Insulation Project	14,952	0	0.00	0	0.00	0
Service Provider Locker Replacement (ESN)	5	0	0.00	0	0.00	0
Centralised Maintenance Depot Terminal Equipment		0		0	NaN	0
Connected and Autonomous Vehicle Trials		0		0	NaN	0
Corrosion Protection of Steelwork (STACP2)		0		0	NaN	0
Expert Support for Control Room Technology(ESCoRT)		0		0	NaN	0
Historic Railways Estate		0		0	NaN	0
ITT_3882 - Intelligent Asset Management Cabinets		0		0	NaN	0
Motorway to Motorway (M2M) Pilot Scheme		0		0	NaN	0
National Expert Control Room Tech Support -NECoRTS (to 30 April 2023)		0		0	NaN	0
NDD East cycling package 2015/16		0		0	NaN	0
Property Management, Enquiries, Sales & Estates		0		0	NaN	0
RCC Operational Systems Expert Services (ROSES)		0		0	NaN	0
Total	1,213,084	2	0.16	0	0.00	0

Targets Lost Time Incidents

Red 	Amber 	Green 
≥0.165	0.13-0.165	≤ 0.13

Rows with no data/rates means the site/projects have not loaded any incident data in HART within the past 12 months.

Major Projects		RIDDOR - Specified Injury	HART ref: 152578
Project Name:	MP-0246 - A428 Black Cat to Caxton Gibbet - CIP		
Location:	Project Site Car Park		
Date:	02/05/2024	A road sweeper driver was checking their vehicle oil and water levels, which required climbing up onto the top of their vehicle using an access ladder. As the driver climbed down the ladder, they slipped and fell, landing on the right-hand side of their body. This caused a fracture to their right wrist as well as injuries to their hip and groin.	
Kind of event:	Fell from a height		
Contractor: Supplier incident assigned to	Skanska		
Employer: Event details	Skanska		

Major Projects		RIDDOR - Specified Injury	HART ref: 152573
Project Name:	MP-0921 - NEAR M3 J2-4a		
Location:	M3, Jct 4a		
Date:	03/05/2024	An operative was entering the cab of an Impact Protection Vehicle when they slipped on the steps. This caused them to fall forward into the vehicle cab. The fall fractured one of the operative's ribs.	
Kind of event:	Fell from Same Level		
Contractor: Supplier incident assigned to	Balfour Beatty		
Employer: Event details	Chevron		


Operations		RIDDOR > 7 Days	HART ref: 152533
Project Name:	DBFO - M25 (Area 5)		
Location:	Project Site Car Park		
Date:	02/05/2024	Two Incident Support Units (ISUs) were parked next to each other at a depot. One of the ISUs had its crash cushion deployed and as it pulled away and turned, the crash cushion swung and struck an ISU operative standing by the cab door of the second ISU. The ISU operative was caught between the first ISU's crash cushion and the second ISU. They suffered bruising but were taken to hospital as a precaution.	
Kind of event:	Hit by a moving vehicle		
Contractor: Supplier incident assigned to	Connect Plus		
Employer: Event details	Connect Plus		

RIDDOR

RIDDOR

RIDDOR

Operations		4 to 7 Day Injury	HART ref: 152583
Project Name:	National Highways TFM		
Location:	A322 near Guildford		
Date:	02/05/2024	Surveyor attended site to carry out a survey on behalf of the site landlord. Attendance was managed by landlord representative / National Highways Representative and then passed to the Amey on site team to arrange to escort the surveyor on site. Amey member of staff escorted the surveyor around the building as it was his first time on site. Upon reaching the roof the surveyor had politely asked the member of staff to move out of the way so he could take pictures. The member of staff took a few steps and slipped halfway injuring his leg (shin) on the metal track causing a small but deep wound.	
Kind of event:	Slipped from Same Level		
Contractor: Supplier incident assigned to	Amey		
Employer: Event details	Amey		



Change from last month:

Event record ID 152285 for Pavements 6&8: RIDDOR Specified injury *without any lost days*. This has been removed from the Supply Chain LTI rate and the rolling 12-month rate has been recalculated accordingly.

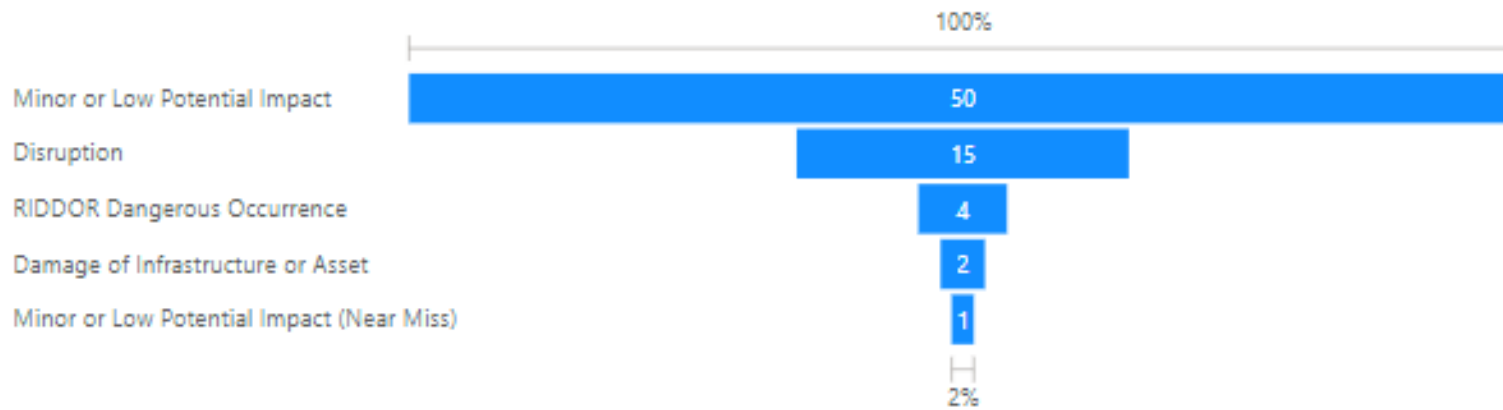
Supply Chain Rolling 12 Months Service Strikes

Directorate	Service Strike
Major Projects	44
Service strike electricity	18
Service strike Telecom	9
Service strike water	7
Service strike other cables or pipelines	5
Service strike CCTV	2
Service strike gas	2
Service strike Drainage	1
Operations	28
Service strike electricity	10
Service strike Telecom	5
Service strike water	5
Service strike gas	4
Service strike other cables or pipelines	3
Service strike CCTV	1
Total	72

Supply Chain Rolling 12 Month Service Strikes Status



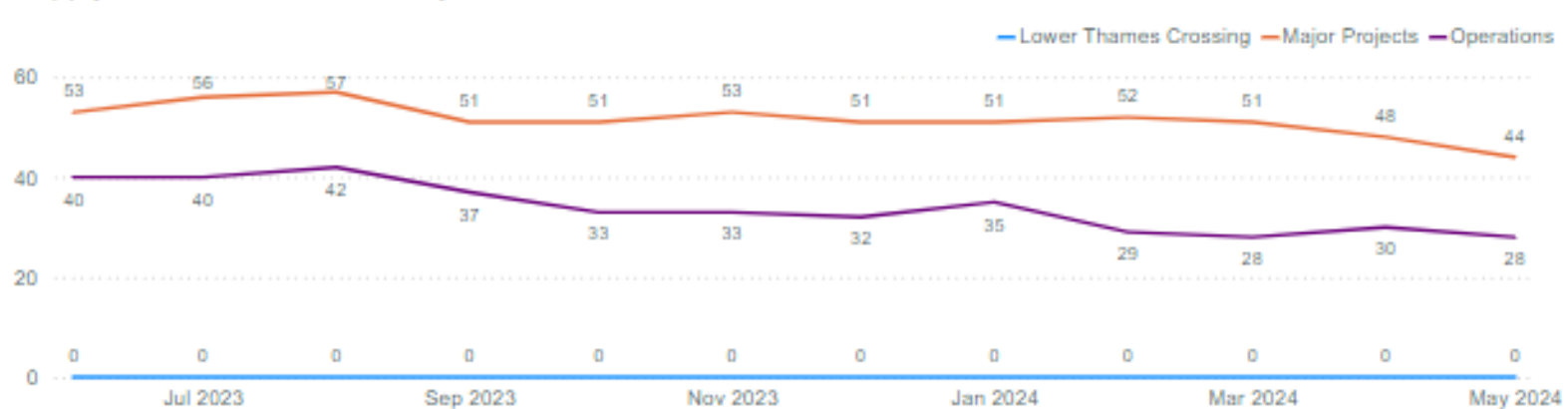
Supply Chain Rolling 12 Months Service Strikes by Event Sub Type



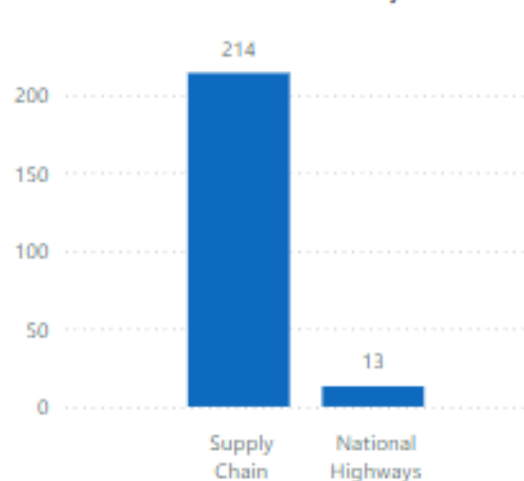
Supply Chain Service Strikes



Supply Chain Service Strikes by Directorate



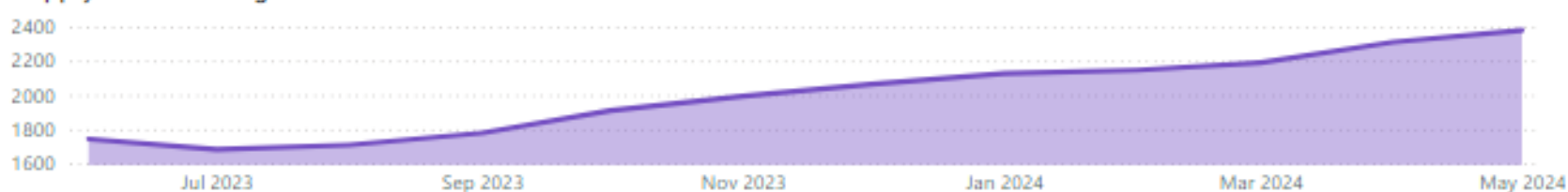
In Month Vehicle Incursion by Division



NH Rolling 12 Months Vehicle Incursions



Supply Chain Rolling 12 Months Vehicle Incursions



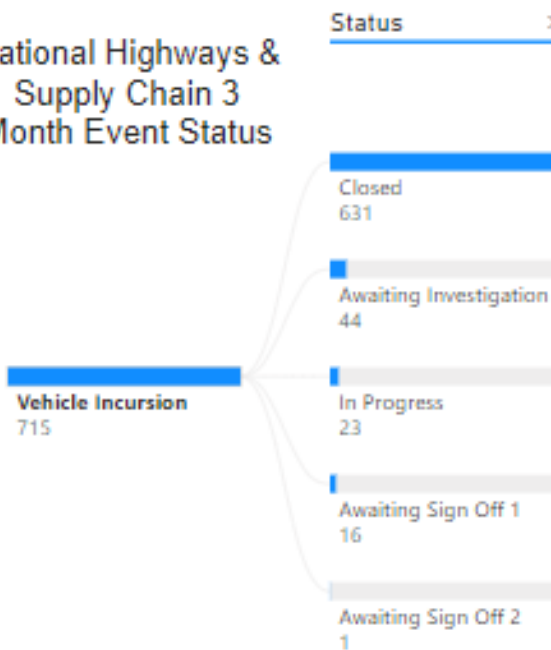
National Highways & Supply Chain Rolling 12 Months Vehicle Incursions

Directorate	March 2024	April 2024	May 2024	Total
Lower Thames Crossing	0	0	0	0
Major Projects	1025	1088	1163	1163
NH Offices & Depots	17	15	13	13
Operations	1164	1222	1215	1215
Outstations & ROCs	87	92	101	101
Total	2293	2417	2492	2492

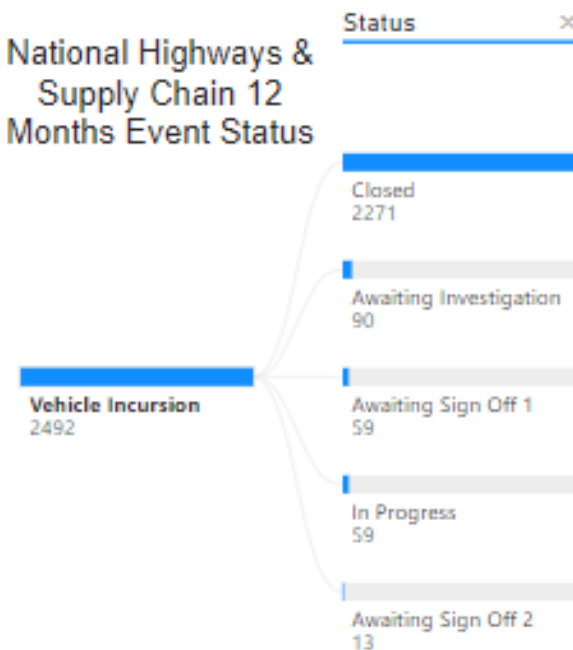
National Highways & Supply Chain In Month Vehicle Incursions

Directorate	March 2024	April 2024	May 2024	Total
Lower Thames Crossing			0	0
Major Projects	130	100	112	342
NH Offices & Depots	3	0	0	3
Operations	102	129	102	333
Outstations & ROCs	10	14	13	37
Total	245	243	227	715

National Highways & Supply Chain 3 Month Event Status



National Highways & Supply Chain 12 Months Event Status



Health Safety & Wellbeing Division updates

- **Safety Alerts:** There has been 1 SafetyAlert issued in the month of May
- [NHa350 - National Highways Safety Alert for Information - Impact Protection Vehicle Cone Well Cover Failure.pdf.](#)
- **Blue Star Awards:**
 - To be confirmed.
- **Passport Awards**
 - No awards given in May.
- **Case Studies:**
 - No case studies for May.
- **Supply Chain Safety Leadership Group**
 - No new updates for May.