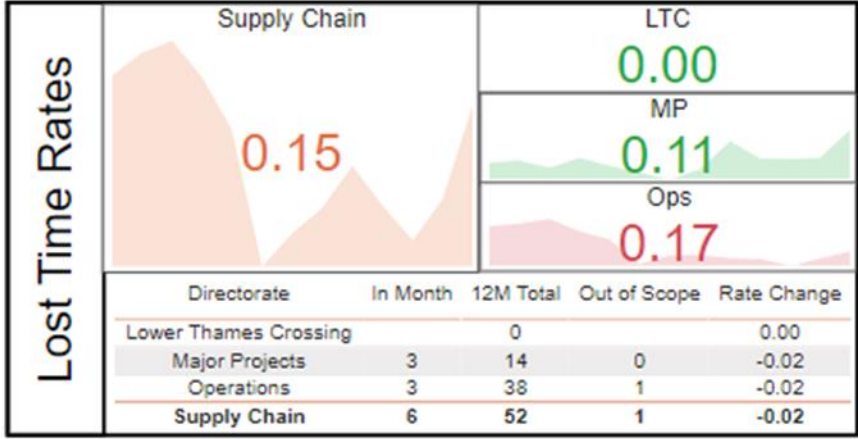
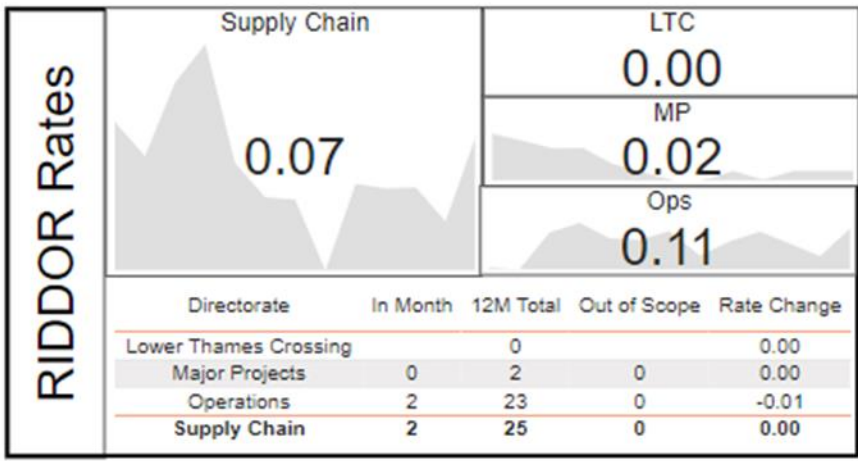


# April 2024

# Summary Health Safety & Wellbeing Performance Report

Board Sponsor: Simon Blanchflower  
Executive Sponsor: Mike Wilson  
Authors: Melanie Clarke and Sheena Hague



All data included within this report is up to date as of **2 May 2024**. This performance report is provided to assist the Board and Executive to fulfil their leadership and management responsibilities in respect of health and safety. All incidents within the report have been reviewed by the Health, Safety & Wellbeing Division.

Please note: Incidents move out of scope once the duration of 12 months has passed. For example, if an incident occurs in February, it will remain within the frequency rate until January. The following month it will move out of scope for rate calculations.

### Supply Chain RIDDORs

Directorate	In Month	Rate	3 Month	Rate	12 Month	AFR
Operations	2	0.11	5	0.09	23	0.11
Major Projects	0	0.00	1	0.03	2	0.02
Lower Thames Crossing			0	0.00	0	0.00
<b>Supply Chain</b>	<b>2</b>	<b>0.07</b>	<b>6</b>	<b>0.07</b>	<b>25</b>	<b>0.07</b>

### Supply Chain Lost Time Incidents

Directorate	In Month	Rate	3 Month	Rate	12 Month	
Operations	3	0.17	11	0.19	38	0.17 ✖
Major Projects	3	0.29	4	0.13	14	0.11 ✔
Lower Thames Crossing			0	0.00	0	0.00 ✔
<b>Supply Chain</b>	<b>6</b>	<b>0.21</b>	<b>15</b>	<b>0.17</b>	<b>52</b>	<b>0.15 !</b>

#### Supply Chain Lost Time Incidents & RIDDORs Rate



#### Major Projects Lost Time Incidents & RIDDORs Rate



#### Operations Lost Time Incidents & RIDDORs Rate



#### Lower Thames Crossing Lost Time Incidents & RIDDORs Rate



Red ✖	Amber !	Green ✔
≥0.165	0.13-0.165	≤0.13



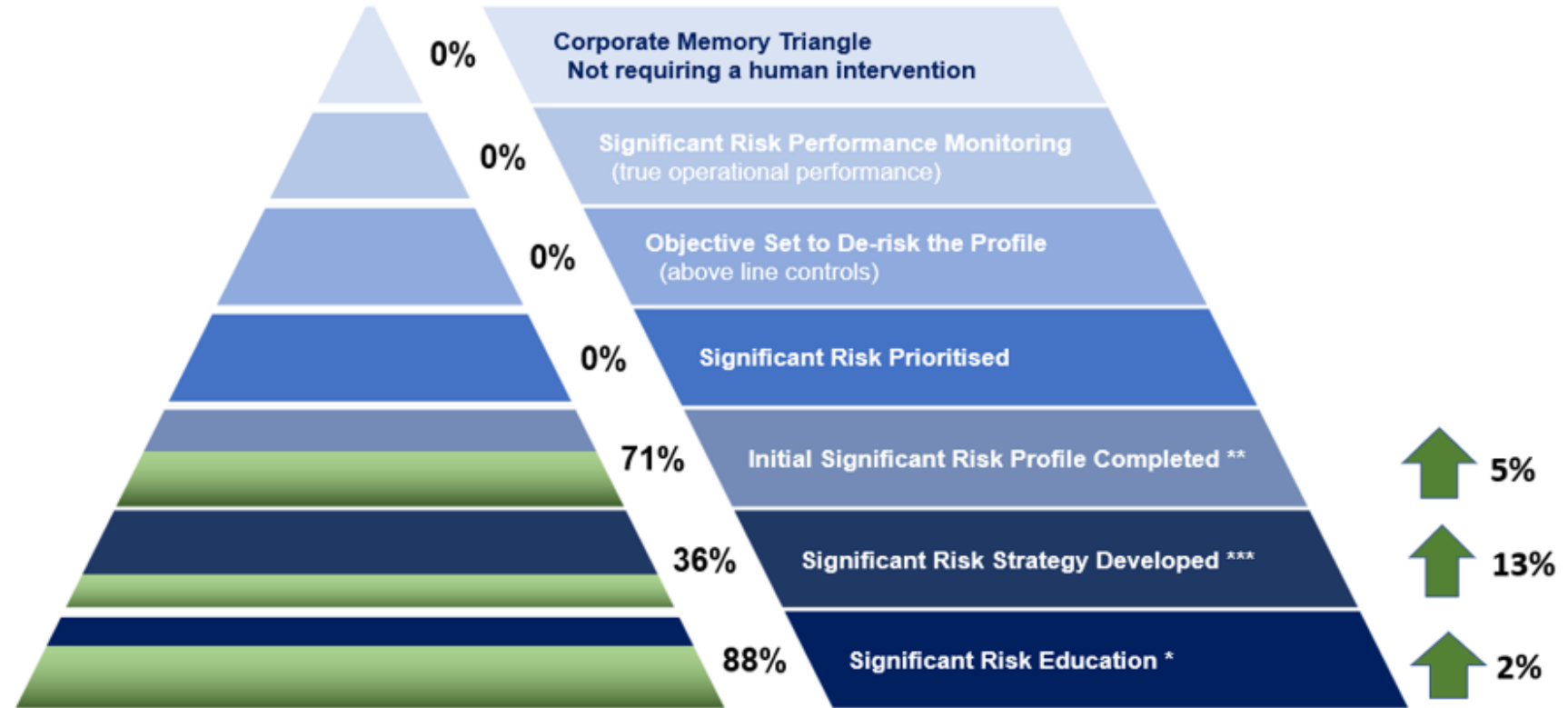
The Supply Chain Safety Leadership Group with our full support, are implementing a Significant Risk approach. This aims to eliminate the significant risks that cause life-changing harm to those working on the strategic road network. Significant risk profiling carried out across the supply chain has identified significant risks of which the top 9 will be focused upon first. This Leading Indicator is the fundamental building block and must be delivered and embedded to ensure success as we move forward with the 9 Significant Risks.

**In-month commentary:**

We have reviewed the list of suppliers to remove any who have not carried out any direct work for NH in the last 12 months. As such the number of suppliers have changed from 103 to 92.

Engagement with the supply chain continues, to increase completion and returns of significant risk profiles and strategies.

The performance group are now focusing on the top half of the triangle and assisting the significant risk groups in the building their Leading Indicator Triangles.



\* Significant Risk Education CEO/MD Engagement ( 81 out of 92 suppliers engaged)

\*\* Initial Significant Risk Profile Completed (66 out of 92 suppliers)




\*\*\* Significant Risk Strategy Developed (34 out of 92 suppliers)

**Supplier Performance:** all suppliers who have reported hours and / or events in the past 12 months are shown on the next 4 pages

Supplier	Total Hours	Lost Time Incidents	Lost Time Rate	RIDDORs	AFR	Service Strikes
* 40Seven Ltd	66,410	1	1.51	0	0.00	1
AC Landscapes & Treeworks UK Ltd	21,391	1	4.67	1	4.67	0
Actica	29,728	0	0.00	0	0.00	0
AE Yates	17,794	0	0.00	0	0.00	0
Aecom	182,193	0	0.00	0	0.00	1
Aggregate Industries	86,070	0	0.00	0	0.00	0
AMCO Giffen	180,284	0	0.00	0	0.00	1
Amey	96,224	0	0.00	0	0.00	0
Arcadis	2,929,332	4	0.14	3	0.10	5
Arup	138,552	0	0.00	0	0.00	0
Associated Asphalt Contracting Limited	8,899	0	0.00	0	0.00	0
Atkins	30,748	0	0.00	0	0.00	0
ATM (Ainsty Timber Marketing Ltd)	329,303	0	0.00	0	0.00	0
Autolink Concessionaires (A19) Ltd	11,045	0	0.00	0	0.00	0
Balfour Beatty	460,439	2	0.43	1	0.22	0
Balvac	3,257,711	1	0.03	1	0.03	13
BAM Nuttall	35,735	0	0.00	0	0.00	0
Bouygues	6,470	0	0.00	0	0.00	0
Breedon Bow Highways	2,127	0	0.00	0	0.00	0
Capita	2,070	0	0.00	0	0.00	0
Carnell Support Services Ltd	355	0	0.00	0	0.00	0
Carter Jonas	325,246	0	0.00	0	0.00	1
CHC Highways	99,108	0	0.00	0	0.00	0
Chevron	230,763	1	0.43	2	0.87	0
Chevron Green / Acones	988,917	2	0.20	0	0.00	0
Colas	21,313	0	0.00	0	0.00	0
Concrete Repairs Ltd	1,275,567	2	0.16	2	0.16	1
Connect Plus	312,849	3	0.96	2	0.64	0
Costain	2,628,444	0	0.00	0	0.00	0
COWI	3,332,051	6	0.18	0	0.00	10
Crown Highways	60,959	0	0.00	0	0.00	0
Crown Plus	80,269	0	0.00	0	0.00	0
DDC Engineering Solutions	27,727	0	0.00	0	0.00	0
DSD Construction Ltd	15,998	0	0.00	0	0.00	0
Dyer and Butler	25,330	0	0.00	0	0.00	0
Egis	5,688	0	0.00	0	0.00	0
Energieo	367,212	6	1.63	2	0.54	1
Eurovia UK	8,116	0	0.00	0	0.00	0
Evander	138,572	0	0.00	0	0.00	0
Farrans	12,104	0	0.00	0	0.00	0
Fluor	16,177	0	0.00	0	0.00	0
FM Conway	45,457	0	0.00	0	0.00	0
	89,675	0	0.00	0	0.00	1

**Targets**

Lost Time Incidents

Red 	Amber 	Green 
≥0.165	0.13-0.165	≤ 0.13

\* Event 152323 MP-0920 - NEAR M1 J19-16 Investigations not completed, hence no supplier name available.




(Continues on next pages)

# Supplier Performance: all suppliers who have reported hours and / or events in the past 12 months are shown here

Supplier	Total Hours	Lost Time Incidents	Lost Time Rate	RIDDORs	AFR	Service Strikes
FMG	73,170	0	0.00	0	0.00	0
Forest Support Services	47,763	0	0.00	0	0.00	0
Freyssinet	17,180	0	0.00	0	0.00	0
Galliford Try	792,621	1	0.13	0	0.00	5
Graham Construction	584,936	0	0.00	0	0.00	5
Green Valley Arborists	33,385	0	0.00	0	0.00	0
Ground Control	37,116	0	0.00	0	0.00	0
Hailsham Roadways Construction Co Ltd	19,625	0	0.00	0	0.00	2
Hanson	179,562	1	0.56	0	0.00	0
High Court Enforcement Group	242	0	0.00	0	0.00	0
HW Martin Safety Fencing Ltd	8,966	0	0.00	0	0.00	1
HW Martin Traffic Management	880,067	0	0.00	0	0.00	0
Inertia Consulting	18,356	0	0.00	0	0.00	0
J McCann	143,583	0	0.00	0	0.00	0
Jacobs	1,022,783	0	0.00	0	0.00	0
Joe Roodcroft & Sons Ltd	111,052	0	0.00	0	0.00	1
John Sisk	516,507	0	0.00	0	0.00	1
Jointline Limited	15,905	0	0.00	0	0.00	0
Keltbray (formerly NMCN)	549,811	0	0.00	0	0.00	5
Kier	3,429,368	2	0.06	2	0.06	3
L & R Roadlines	110	0	0.00	0	0.00	0
Littlewood Fencing	28,355	1	3.53	0	0.00	0
M J Church	125,912	0	0.00	0	0.00	4
Malcolm Hughes	5,024	0	0.00	0	0.00	0
Mason Street Furniture LTD (MSF Ltd)	15,068	0	0.00	0	0.00	0
Metrail Construction Ltd	30,494	0	0.00	0	0.00	0
Milestone Infrastructure	55,870	0	0.00	0	0.00	0
Morgan Sindall	1,018,093	2	0.20	1	0.10	1
Mott MacDonald	39,822	0	0.00	0	0.00	0
Multipave NW Ltd	34,530	0	0.00	0	0.00	0
Murphy Geospatial	2,389	0	0.00	0	0.00	0
Mway Comms	45,911	0	0.00	0	0.00	1
Octavius Infrastructure	285,125	0	0.00	0	0.00	0
P J Chaffin Ltd	15,569	0	0.00	0	0.00	0
Pell Frischmann	2,551	0	0.00	0	0.00	0
Perfect Circle	9,428	0	0.00	0	0.00	0
Premier Road Markings Limited	30,898	0	0.00	0	0.00	0
Premier Traffic Management	233,361	1	0.43	0	0.00	0
PTS Ltd	4,406	0	0.00	0	0.00	0
R W Civil Engineering	430	0	0.00	0	0.00	0
Redflex	21,037	0	0.00	0	0.00	0

## Targets

### Lost Time Incidents

Red 	Amber 	Green 
≥0.165	0.13-0.165	≤0.13




(Continues on next page)

# Supplier Performance: all suppliers who have reported hours and / or events in the past 12 months are shown here

Supplier	Total Hours	Lost Time Incidents	Lost Time Rate	RIDDORs	AFR	Service Strikes
Ringway Ltd	1,301,083	1	0.08	1	0.08	0
Road Link A69 Ltd	57,645	0	0.00	0	0.00	0
Road Management Services	115,939	0	0.00	0	0.00	1
Route One Infrastructure	21,763	0	0.00	0	0.00	0
RPS Group	0	0		0	NaN	0
RSK Environment Ltd	105,743	1	0.95	0	0.00	2
Sir Robert McAlpine	55,589	0	0.00	0	0.00	1
Skanska	1,403,824	3	0.21	1	0.07	5
Soil Engineering	60	0	0.00	0	0.00	0
Sopra Steria Ltd	70,020	0	0.00	0	0.00	0
Strata Geotechnics	2,764	0	0.00	0	0.00	0
Stroma	13,760	0	0.00	0	0.00	0
Tarmac	870,493	3	0.34	3	0.34	1
Taylor Woodrow	149,409	0	0.00	0	0.00	1
Telent	682,099	1	0.15	0	0.00	0
Tetra Tech	23,373	0	0.00	0	0.00	0
Tilbury Douglas	59,633	1	1.68	0	0.00	0
Toppesfield	73	0	0.00	0	0.00	0
Tripod Crest Ltd	16,217	0	0.00	0	0.00	1
TRL	3,079	0	0.00	0	0.00	0
Turner & Townsend International	57,875	0	0.00	0	0.00	0
Universal Sealants	3,138	1	31.87	1	31.87	0
Up and Under Group	27,810	0	0.00	0	0.00	0
Volker Fitzpatrick	198,081	1	0.50	0	0.00	0
Volker Laser Ltd	324,983	1	0.31	1	0.31	0
VVB	5,491	0	0.00	0	0.00	0
Wessex Archaeology	20,490	0	0.00	0	0.00	0
Wilson and Scott	24,034	1	4.16	0	0.00	0
Winvic	186,184	0	0.00	0	0.00	1
WJ North Limited	41,216	0	0.00	0	0.00	0
WJ South	84,804	0	0.00	0	0.00	0
WSP	418,199	0	0.00	0	0.00	0
XEIAD	13,933	1	7.18	1	7.18	1
<b>Total</b>	<b>34,824,986</b>	<b>52</b>	<b>0.15</b>	<b>25</b>	<b>0.07</b>	<b>78</b>

## Targets




### Lost Time Incidents

Red 	Amber 	Green 
≥0.165	0.13-0.165	≤0.13

Programme	Total Hours	Lost Time Incidents	Lost Time Rate	RIDDORs	AFR	Service Strikes
<b>RIP</b>	<b>9,317,795</b>	<b>7</b>	<b>0.08</b>	<b>1</b>	<b>0.01</b>	<b>43</b>
South West	2,188,622	3	0.14	0	0.00	10
South East	1,928,065	0	0.00	0	0.00	13
North West	1,753,327	1	0.06	0	0.00	4
Yorkshire & North East	1,681,845	3	0.18	1	0.06	12
Midlands	1,208,664	0	0.00	0	0.00	4
East	557,272	0	0.00	0	0.00	0
<b>SMP</b>	<b>2,452,394</b>	<b>4</b>	<b>0.16</b>	<b>0</b>	<b>0.00</b>	<b>3</b>
North West	684,801	1	0.15	0	0.00	0
Midlands	582,139	2	0.34	0	0.00	1
Yorkshire & North East	409,351	1	0.24	0	0.00	0
South East	324,695	0	0.00	0	0.00	1
East	220,340	0	0.00	0	0.00	1
National	126,178	0	0.00	0	0.00	0
South West	104,890	0	0.00	0	0.00	0
<b>CIP</b>	<b>637,791</b>	<b>3</b>	<b>0.47</b>	<b>1</b>	<b>0.16</b>	<b>2</b>
East	564,889	3	0.53	1	0.18	2
South West	66,231	0	0.00	0	0.00	0
Yorkshire & North East	6,671	0	0.00	0	0.00	0
Midlands		0		0	NaN	0
South East		0		0	NaN	0
<b>Total</b>	<b>12,407,980</b>	<b>14</b>	<b>0.11</b>	<b>2</b>	<b>0.02</b>	<b>48</b>

### Targets

#### Lost Time Incidents

Red 	Amber 	Green 
≥0.165	0.13-0.165	≤ 0.13




Rows with no data/rates means the site/projects have not loaded any incident data in HART within the past 12 months.



Region	Total Hours	Lost Time Incidents	Lost Time Rate	RIDDORs	AFR	Service Strikes
<b>East</b>	3,310,194	10	0.30	5	0.15	4
Area 6 & 8	1,369,979	2		1	0.07	3
AD - M&R - Eight	791,584	1		1	0.13	0
DBFO - M40 J1-15 Denham to Warwick (area 30)	367,212	6	1.63	2	0.54	1
AD - Design - Eight	310,908	0	0.00	0	0.00	0
Pavements - Six & Eight	236,951	1	0.42	1	0.42	0
AD - Construction - Eight	171,949	0	0.00	0	0.00	0
DBFO - A1(M) Alconbury to Peterborough	53,824	0	0.00	0	0.00	0
TST - TST(I) - Eight	7,787	0	0.00	0	0.00	0
A1 Biggleswade - Black Cat Resurfacing		0		0	NaN	0
A14/M11 (A14 J26-34/M11 J11-13/A428 maintenance)		0		0	NaN	0
AD - OD-CDF - Eight		0		0	NaN	0
ASC & PAD - Eight		0		0	NaN	0
CPMS M0025 Operations East 20/21 H&S Close Out		0		0	NaN	0
M40 J12 Improvements		0		0	NaN	0
OD-CDF - OD-CDF - Eight		0		0	NaN	0
RTMC - EAST		0		0	NaN	0
TST - TST(N) - Eight		0		0	NaN	0
<b>Total</b>	<b>3,310,194</b>	<b>10</b>	<b>0.30</b>	<b>5</b>	<b>0.15</b>	<b>4</b>

## Targets

### Lost Time Incidents




Red 	Amber 	Green 
≥0.165	0.13-0.165	≤ 0.13

Rows with no data/rates means the site/projects have not loaded any incident data in HART within the past 12 months.

Region	Total Hours	Lost Time Incidents	Lost Time Rate	RIDDORs	AFR	Service Strikes
<b>South East</b>	<b>5,553,101</b>	<b>3</b>	<b>0.05</b>	<b>1</b>	<b>0.02</b>	<b>9</b>
DBFO - M25 (Area 5)	2,628,444	0	0.00	0	0.00	0
Area 3	1,265,211	0	0.00	0	0.00	1
Area 4	1,180,809	2	0.17	1	0.08	6
M20 Quick Moveable Barrier Project	191,157	0	0.00	0	0.00	0
Pavements - Four	125,037	1	0.80	0	0.00	2
ASC & PAD - Four	59,141	0	0.00	0	0.00	0
Pavements - Three	57,184	0	0.00	0	0.00	0
RTMC - M25 Regional Technology Contract	22,970	0	0.00	0	0.00	0
TST - TST(N) - Four	16,991	0	0.00	0	0.00	0
AD - Design - Four	4,681	0	0.00	0	0.00	0
TST - TST(I) - Four	1,476	0	0.00	0	0.00	0
A11 Fiveways - Thetford Improvement		0		0	NaN	0
A138 Chelmer Viaduct Replacement		0		0	NaN	0
A2 Guston Lighting Renewal Scheme		0		0	NaN	0
A21 Barnetts Wood Footbridge		0		0	NaN	0
A23 Handcross to Warninglid Widening		0		0	NaN	0
A27 Worthing Lighting Phase 1		0		0	NaN	0
A34 M40 J9 Wendlebury Phase 2		0		0	NaN	0
AD - Construction - Four		0		0	NaN	0
AD - M&R - Four		0		0	NaN	0
AD - OD-CDF - Four		0		0	NaN	0
ASC & PAD - Three		0		0	NaN	0
DBFO - A249 Stockbury (M2) to Sheerness DBFO (Area 34)		0		0	NaN	0
M3 J4a-5 Bespoke Deck Joints		0		0	NaN	0
M3 J6 Black Dam Improvement		0		0	NaN	0
OD-CDF - OD-CDF - Four		0		0	NaN	0
RTMC - SOUTH EAST		0		0	NaN	0
<b>Total</b>	<b>5,553,101</b>	<b>3</b>	<b>0.05</b>	<b>1</b>	<b>0.02</b>	<b>9</b>

## Targets

### Lost Time Incidents




Red 	Amber 	Green 
$\geq 0.165$	0.13-0.165	$\leq 0.13$

Rows with no data/rates means the site/projects have not loaded any incident data in HART within the past 12 months.

Region	Total Hours	Lost Time Incidents	Lost Time Rate	RIDDORs	AFR	Service Strikes
<b>Midlands</b>	<b>3,944,043</b>	<b>6</b>	<b>0.15</b>	<b>4</b>	<b>0.10</b>	<b>6</b>
Area 9	2,090,561	3		2	0.10	2
Area 7	1,001,388	2	0.20	1	0.10	0
AD - M&R - Seven	658,797	1	0.15	1	0.15	4
DBFO - A50 / A564 Stoke to Derby	89,676	0	0.00	0	0.00	0
Pavements - Nine	43,728	0	0.00	0	0.00	0
Pavements - Seven	30,531	0	0.00	0	0.00	0
TST - TST(N) - Seven	16,103	0	0.00	0	0.00	0
AD - Construction - Seven	10,234	0	0.00	0	0.00	0
AD - Design - Seven	3,025	0	0.00	0	0.00	0
A38 Derby Junctions		0		0	NaN	0
A38 Drumbridges		0		0	NaN	0
A38 Merafield Road Overbridge		0		0	NaN	0
A38 Pavement Schemes 2015		0		0	NaN	0
A45 Rushden Lakes S278 works		0		0	NaN	0
A45 Wellingborough VRS Renewal Scheme		0		0	NaN	0
A5/Dodwells/Longshoot PP Improvement		0		0	NaN	0
AD - Specialist - Seven		0		0	NaN	0
ASC & PAD - Nine		0		0	NaN	0
M1 Junction 10 to 13 Widening		0		0	NaN	0
M5 Bromford Viaduct & M6 Witton Viaduct		0		0	NaN	0
M5 Western Arm		0		0	NaN	0
M54 J3 to 5 Resurfacing Scheme		0		0	NaN	0
M6 Toll		0		0	NaN	0
Oldbury		0		0	NaN	0
RTMC - MIDLANDS		0		0	NaN	0
TST - TST(I) - Seven		0		0	NaN	0
<b>Total</b>	<b>3,944,043</b>	<b>6</b>	<b>0.15</b>	<b>4</b>	<b>0.10</b>	<b>6</b>

## Targets

### Lost Time Incidents




Red 	Amber 	Green 
≥0.165	0.13-0.165	≤ 0.13

Rows with no data/rates means the site/projects have not loaded any incident data in HART within the past 12 months.

Region	Total Hours	Lost Time Incidents	Lost Time Rate	RIDDORs	AFR	Service Strikes
<b>North West</b>	<b>2,742,579</b>	<b>7</b>	<b>0.26</b>	<b>6</b>	<b>0.22</b>	<b>4</b>
Area 10	860,449	2	0.23	2	0.23	1
Area 13	675,978	0	0.00	0	0.00	1
AD - M&R - Ten	508,482	3	0.59	2	0.39	0
AD - M&R - Thirteen	490,579	2	0.41	2	0.41	0
Pavements - Ten	103,792	0	0.00	0	0.00	0
AD - Construction - Ten	52,375	0	0.00	0	0.00	0
Pavements - Thirteen	38,593	0	0.00	0	0.00	1
TST - TST(N) - Ten	8,662	0	0.00	0	0.00	0
TST - TST(I) - Ten	2,090	0	0.00	0	0.00	0
AD - Construction - Thirteen	1,579	0	0.00	0	0.00	1
A585 Bourne Way		0		0	NaN	0
A61 Westwood roundabout		0		0	NaN	0
A66 Scotch Corner to Bowes		0		0	NaN	0
AD - Design - Ten		0		0	NaN	0
AD - Design - Thirteen		0		0	NaN	0
ASC & PAD - Ten		0		0	NaN	0
M6 J32 Widening		0		0	NaN	0
M6 J33 VMS & CCTV		0		0	NaN	0
RTMC - NORTH WEST		0		0	NaN	0
<b>Total</b>	<b>2,742,579</b>	<b>7</b>	<b>0.26</b>	<b>6</b>	<b>0.22</b>	<b>4</b>

### Targets

#### Lost Time Incidents




Red 	Amber 	Green 
≥0.165	0.13-0.165	≤ 0.13

Rows with no data/rates means the site/projects have not loaded any incident data in HART within the past 12 months.

Region	Total Hours	Lost Time Incidents	Lost Time Rate	RIDDORS	AFR	Service Strikes
<b>Yorkshire &amp; North East</b>	<b>3,237,057</b>	<b>7</b>	<b>0.22</b>	<b>6</b>	<b>0.19</b>	<b>3</b>
Area 12	861,641	1	0.12	1	0.12	1
AD - M&R - Twelve	703,674	0	0.00	0	0.00	0
Area 14	489,826	3	0.61	2	0.41	2
DBFO - A168 / A19 Dishforth to Tyne Tunnel	460,439	2	0.43	1	0.22	0
AD - M&R - Fourteen	230,763	1	0.43	2	0.87	0
DBFO - A1 Darrington to Dishforth	91,725	0	0.00	0	0.00	0
DBFO - M62 J28 - J29 & M1 J42 – M621 J7 Concrete Barrier Scheme	84,153	0	0.00	0	0.00	0
DBFO - M1 - A1 Link Road	77,277	0	0.00	0	0.00	0
Pavements - Twelve	69,817	0	0.00	0	0.00	0
DBFO - A69 Carlisle to Newcastle	57,645	0	0.00	0	0.00	0
Pavements - Fourteen	54,471	0	0.00	0	0.00	0
DBFO - M1/A1 CSB Scheme 3 (M1 junction 45 to A1(M) Junction 44)	51,146	0	0.00	0	0.00	0
TST - TST(N) - Twelve	2,500	0	0.00	0	0.00	0
TST - TST(I) - Twelve	1,298	0	0.00	0	0.00	0
AD - Construction - Fourteen	682	0	0.00	0	0.00	0
A19 / A174 Parkway		0		0	NaN	0
A19 / A689 Wolviston		0		0	NaN	0
AD - Construction - Twelve		0		0	NaN	0
AD - Design - Fourteen		0		0	NaN	0
AD - Design - Twelve		0		0	NaN	0
ASC & PAD - Twelve		0		0	NaN	0
M18 J2-3 NB Improvement		0		0	NaN	0
M18 J5 pinch point		0		0	NaN	0
M606 M621 M62 2015/16		0		0	NaN	0
M62 J26 Chainbar		0		0	NaN	0
Newport (Hull) Maintenance Compound Construction		0		0	NaN	0
RTMC - NORTH EAST		0		0	NaN	0
RTMC - YORKSHIRE & NORTH EAST		0		0	NaN	0
<b>Total</b>	<b>3,237,057</b>	<b>7</b>	<b>0.22</b>	<b>6</b>	<b>0.19</b>	<b>3</b>

## Targets




### Lost Time Incidents

Red 	Amber 	Green 
≥0.165	0.13-0.165	≤ 0.13

Rows with no data/rates means the site/projects have not loaded any incident data in HART within the past 12 months.

Region	Total Hours	Lost Time Incidents	Lost Time Rate	RIDDORs	AFR	Service Strikes	Service Strike Rate
<b>South West</b>	<b>1,773,871</b>	<b>4</b>	<b>0.23</b>	<b>1</b>	<b>0.06</b>	<b>4</b>	<b>0.23</b>
Area 1 & 2	788,015	3	0.38	0	0.00	1	0.13
AD - M&R - One	509,499	0	0.00	0	0.00	0	0.00
AD - SBIM - One	221,714	0	0.00	0	0.00	0	0.00
Pavements - One & Two	100,544	0	0.00	0	0.00	1	0.99
DBFO - A30 / A35 Exeter to Bere Regis	67,888	0	0.00	0	0.00	0	0.00
DBFO - A419 / A417 Swindon to Gloucester	62,641	0	0.00	0	0.00	1	1.60
TST - TST(N) - One	18,804	1	5.32	1	5.32	1	5.32
TST - TST(I) - One	3,462	0	0.00	0	0.00	0	0.00
AD - Construction - One	1,304	0	0.00	0	0.00	0	0.00
A30 Innis Down Drainage Scheme		0		0	NaN	0	
AD - Design - One		0		0	NaN	0	
M5 J24-J25 Driver Information and Queue Protection		0		0	NaN	0	
M5 J25-J28 Weather Station		0		0	NaN	0	
RTMC - SOUTH WEST		0		0	NaN	0	
Severn Bridge		0		0	NaN	0	
Severn Bridge Maintenance Unit		0		0	NaN	0	
Splafford to Wobbly Wheel		0		0	NaN	0	
<b>Total</b>	<b>1,773,871</b>	<b>4</b>	<b>0.23</b>	<b>1</b>	<b>0.06</b>	<b>4</b>	<b>0.23</b>

## Targets Lost Time Incidents




Red 	Amber 	Green 
≥0.165	0.13-0.165	≤0.13

Rows with no data/rates means the site/projects have not loaded any incident data in HART within the past 12 months.

Region	Total Hours	Lost Time Incidents	Lost Time Rate	RIDDORs	AFR	Service Strikes
<b>National</b>	<b>1,201,587</b>	<b>1</b>	<b>0.08</b>	<b>0</b>	<b>0.00</b>	<b>0</b>
National Roads Telecommunications Services	594,160	1	0.17	0	0.00	0
National Highways TFM	310,999	0	0.00	0	0.00	0
Estates and Property Services	99,108	0	0.00	0	0.00	0
NGVR National - Next Generation Vehicle Recovery	73,170	0	0.00	0	0.00	0
National Traffic Information Service	70,020	0	0.00	0	0.00	0
Redflex Speed Cameras	21,037	0	0.00	0	0.00	0
National Expert Control Room Tech Support -NECoRTS2	17,794	0	0.00	0	0.00	0
HE Noise Insulation Project	15,299	0	0.00	0	0.00	0
Centralised Maintenance Depot Terminal Equipment		0		0	NaN	0
Connected and Autonomous Vehicle Trials		0		0	NaN	0
Corrosion Protection of Steelwork (STACP2)		0		0	NaN	0
Expert Support for Control Room Technology(ESCoRT)		0		0	NaN	0
Historic Railways Estate		0		0	NaN	0
ITT_3862 - Intelligent Asset Management Cabinets		0		0	NaN	0
Motorway to Motorway (M2M) Pilot Scheme		0		0	NaN	0
National Expert Control Room Tech Support -NECoRTS (to 30 April 2023)		0		0	NaN	0
NDD East cycling package 2015/16		0		0	NaN	0
Property Management, Enquiries, Sales & Estates		0		0	NaN	0
RCC Operational Systems Expert Services (ROSES)		0		0	NaN	0
Service Provider Locker Replacement (ESN)		0		0	NaN	0
<b>Total</b>	<b>1,201,587</b>	<b>1</b>	<b>0.08</b>	<b>0</b>	<b>0.00</b>	<b>0</b>


## Targets

### Lost Time Incidents

Red 	Amber 	Green 
$\geq 0.165$	0.13-0.165	$\leq 0.13$

Rows with no data/rates means the site/projects have not loaded any incident data in HART within the past 12 months.

Major Projects		1 to 3 Day Injury	HART ref: 151862
Project Name:	MP-0246 - A428 Black Cat to Caxton Gibbet - CIP		
Location:	Outside works area - adjacent environment		
Date:	08/04/2024	An Archaeologist was using a mattock to dig out an archaeological feature when they bent slightly and felt pain in their lower back which then became stiff. They stopped digging immediately and rested in the site welfare.	
Kind of event:	Bending		
Contractor: Supplier incident assigned to	Skanska		
Employer: Event details	Skanska		



Major Projects		1 to 3 Day Injury	HART ref: 152323
Project Name:	MP-0920 - NEAR M1 J19-16		
Location:	Traffic management enclosure		
Date:	25/04/2024	Surveyor working for Malcom Hughes was conducting a PAS128 survey which included the identification of underground utilities. They have stepped over the VRS alongside the carriageway and caught their toe area of the boot on the top of the VRS which caused them to stumble and lose balance. When their foot made contact with the ground they rolled their ankle.	
Kind of event:	Investigation not completed, hence no kind of event		
Contractor: Supplier incident assigned to	Investigation not completed, hence no supplier		
Employer: Event details	Malcolm Hughes		



Major Projects		1 to 3 Day Injury	HART ref: 151724
Project Name:	MP-0246 - A428 Black Cat to Caxton Gibbet - CIP		
Location:	Structure/Bridge		
Date:	02/04/2024	A fitter had attended site to remove a pin from a piling rig that was being demobilised. The fitter used a slide hammer to remove the pin, followed by manual handling techniques to hold the pin when it was removed. In doing so, the fitter suffered an injury causing shoulder pain. The fitter was taken to hospital where they were diagnosed with a rotator cuff impingement injury that was the source of their shoulder pain.	
Kind of event:	Pulling		
Contractor: Supplier incident assigned to	Skanska		
Employer: Event details	Skanska		





Operations		RIDDOR - Specified Injury	HART ref: 152285
Project Name:	Pavements - Six & Eight		
Location:	Traffic management enclosure		
Date:	16/04/2024	A surfacing team supervisor was walking along during a surfacing operation when they tripped for an unknown reason. The supervisor put their hands out to break their fall and did not notice any injury at the time. The following morning, they woke to find they had a swollen wrist. They sought medical attention on that day but did not receive the results of an X-ray of their wrist until six days later. The X-ray confirmed that the supervisor had broken a bone in their wrist due to their fall.	
Kind of event:	Tripped from Same Level		
Contractor: Supplier incident assigned to	Tarmac		
Employer: Event details	Tarmac		

RIDDOR

Operations		4 to 7 Day Injury	HART ref: 152280
Project Name:	Area 6 & 8		
Location:	Carriageway B, M11, Junction 8		
Date:	22/04/2024	A traffic management operative was standing on the cover to a cone well on a traffic management vehicle. The cone well cover failed, causing the operative to fall into the cone well and trapping the operative's ankle. The operative suffered bruising and soft tissue damage to their left ankle as a result of the fall.	
Kind of event:	Tripped from Height		
Contractor: Supplier incident assigned to	Chevron		
Employer: Event details	Chevron		

LTI

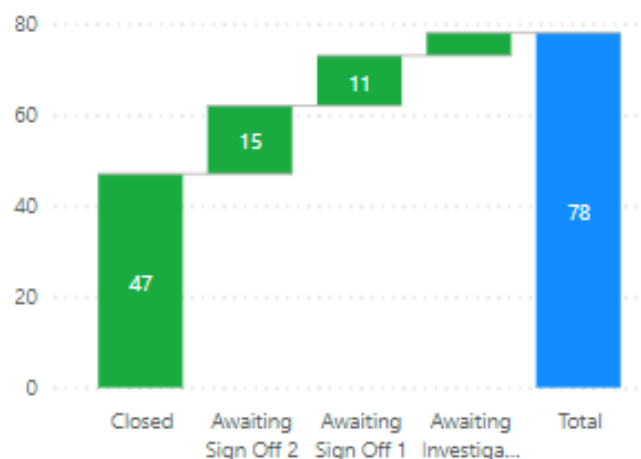
Operations		RIDDOR > 7 Days	HART ref: 151889
Project Name:	AD - M&R - Ten		
Location:	Carriageway B, M65, J6		
Date:	10/04/2024	An operative was using a petrol-powered cutoff saw to cut off a lamp column in preparation for its removal. The operative had started the cut, then placed the cutoff saw on the ground while getting into position to safely continue the cut. Once in position, the operative picked up the saw and as they accelerated the blade to cutting speed the blade shattered. Blade fragments were ejected at high speed from the saw and one piece penetrated the left leg of the operative, causing injury. The operative was given first aid on site before being taken to hospital for surgery to remove the blade fragment from their leg.	
Kind of event:	Hit by a moving object		
Contractor: Supplier incident assigned to	Amey		
Employer: Event details	Mason Street Furniture LTD (MSF Ltd)		

RIDDOR

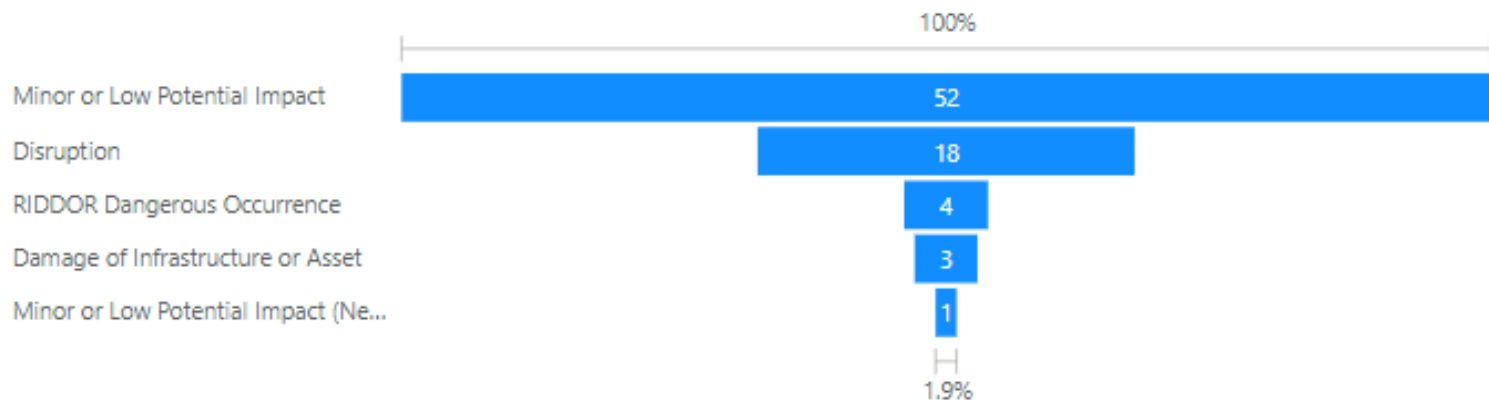
### Supply Chain Rolling 12 Months Service Strikes

Directorate	Service Strike
<b>Major Projects</b>	<b>48</b>
Service strike electricity	19
Service strike Telecom	9
Service strike water	8
Service strike other cables or pipelines	6
Service strike CCTV	2
Service strike Drainage	2
Service strike gas	2
<b>Operations</b>	<b>30</b>
Service strike electricity	9
Service strike Telecom	6
Service strike water	6
Service strike gas	4
Service strike other cables or pipelines	3
Service strike CCTV	2
<b>Total</b>	<b>78</b>

### Supply Chain Rolling 12 Month Service Strikes Status



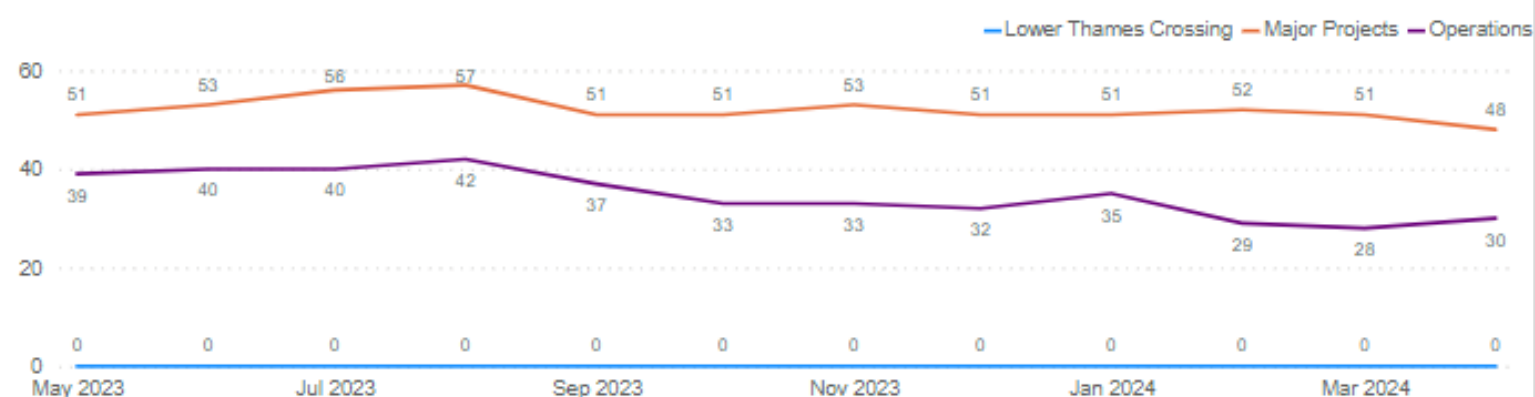
### Supply Chain Rolling 12 Months Service Strikes by Event Sub Type



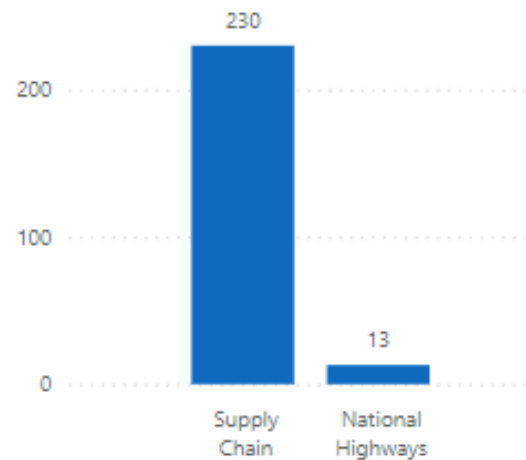
### Supply Chain Service Strikes




### Supply Chain Service Strikes by Directorate



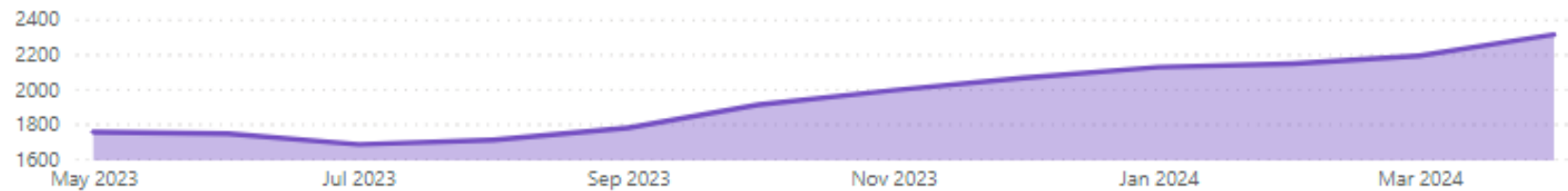
In Month Vehicle Incursion by Division



NH Rolling 12 Months Vehicle Incursions



Supply Chain Rolling 12 Months Vehicle Incursions



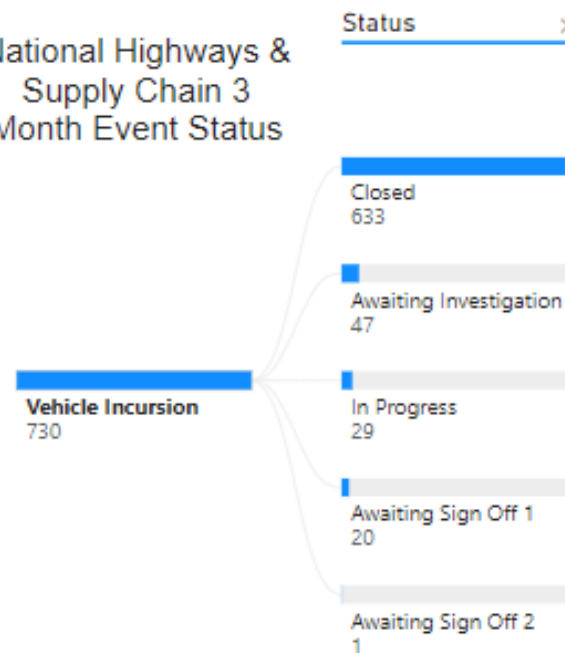
National Highways & Supply Chain Rolling 12 Months Vehicle Incursions

Directorate	February 2024	March 2024	April 2024	Total
Lower Thames Crossing	0	0	0	0
Major Projects	976	1025	1089	1089
NH Offices & Depots	15	17	15	15
Operations	1169	1166	1224	1224
Outstations & ROCs	83	87	91	91
<b>Total</b>	<b>2243</b>	<b>2295</b>	<b>2419</b>	<b>2419</b>

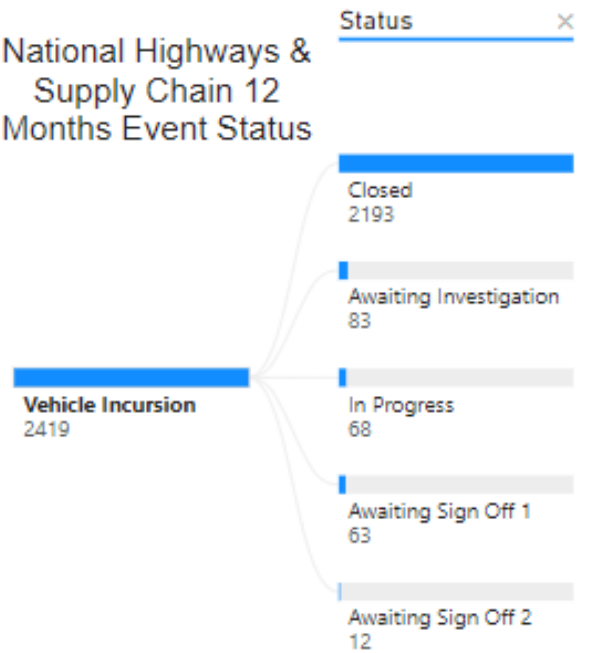
National Highways & Supply Chain In Month Vehicle Incursions

Directorate	February 2024	March 2024	April 2024	Total
Lower Thames Crossing	0			0
Major Projects	88	130	101	319
NH Offices & Depots	3	3	0	6
Operations	143	104	129	376
Outstations & ROCs	6	10	13	29
<b>Total</b>	<b>240</b>	<b>247</b>	<b>243</b>	<b>730</b>

National Highways & Supply Chain 3 Month Event Status



National Highways & Supply Chain 12 Months Event Status



## Health Safety & Wellbeing Division updates

- **Safety Alerts:** There have been 2 Safety Alerts issued in the month of April
- [NHa348 - National Highways Safety Alert for Information - Lighting Unit Fall.pdf](#)
- [NHa349 - National Highways Safety Alert for Information - ProSolve Metal Cutting Disc \(PVCUTMET300\).pdf](#).
- **Blue Star Awards:**
  - No awards given in April.
- **Passport Awards**
  - No awards given in April.
- **Case Studies:**
  - No case studies for April.
- **Supply Chain Safety Leadership Group**
  - No new updates for April.